



## And then what happened?

**AUTHOR:** Esther Harper  
**ACTIVITY REFERENCE:** [Kid-Drawn Story Cards & Story-Telling Games](#) 


Our days are full of choices that tell a story, like what you chose to do today when you woke up. To help you get started, check out a book from your local library where you get to choose the character's adventures. Then try out this fun story game called "And then what happened?" using your own characters and drawings!



1. Draw pictures of people, places, and things on your pieces of paper.




2. Lay all the pictures face down.



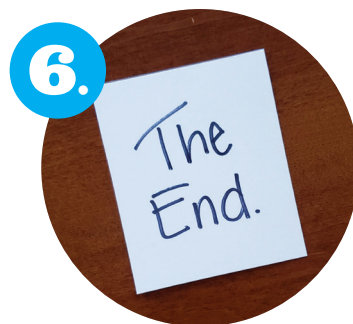
3. Player one flips a card and begins the story with "Once upon a time..."



4. Each person takes a turn flipping a card and answering the question, "And then what happened?"



5. Use the last card to create an ending to the story.



6. Now that you've come to the end, shuffle and play again.

### MATERIALS LIST

- Scrap Paper
- Pencils or Markers

### READ TOGETHER

- **What Should Darla Do?**  
(PreK - 4th grade)  
by Ganit and Adir Levy
- **What Should Danny Do?**  
(PreK - 4th grade)  
by Ganit and Adir Levy

### MORE ACTIVITIES TO TRY ONLINE

- [Story Cubes](#) | [PBS KIDS ScratchJr](#) 

### MADE POSSIBLE BY