


Silly Storyboards


ACTIVITY REFERENCE:

[The Electric Company - Comic Cam: Expressive Reading](#)


Have you ever read a story that uses only words? What about a book with just pictures? No matter the book you can always discover a new story by using your imagination. Check out a book from your local library and then play this fun story game with your family.




1. Hand each player a piece of paper and a pencil. Fold paper into three even folds.




2. Write a small 1, 2, 3 at the bottom of each folded section.
1 = *What happened first?*
2 = *What happened next?*
3 = *What happened last?*




3. Try to think of a place, a character and an action to help move the story along on each turn.



4. Take turns drawing what happens in each section. When you have filled out your section pass it to the next player!



5. Now let's describe the storyboard each player helped create. What happens first, next and last?



6. Have fun making up a silly story to go along with the pictures!

MATERIALS LIST

- 8.5. x 11inch Paper
- Pencil
- Markers (optional)

READ TOGETHER

- **What's the Worst that Could Happen?** (K - 3rd Grade)
by Yewande Daniel-Ayoade
- **Pugs Wearing Parkas** | (PreK - 4th Grade)
by Deborah Stevenson
- **Aye-Aye Gets Lucky** | (PreK - 3rd Grade)
by Terri Tatchel

MORE ACTIVITIES TO TRY ONLINE

- [Get Up & Go Play: Active Storytelling](#)
- [Play a Storytelling Game](#)

MADE POSSIBLE BY

